




Pressure Transducer Heavy Duty Industrial Piezoresistive



measuring
•
monitoring
•
analysing

SEN-3251/3252



Option:
Pluggable
Sandwich
Display
Model AUF

- Gauge pressure
- Flush diaphragm
- Measuring range:
-1... 0 to 0 ... 25 bar
- Temperature (medium):
max. 100 °C
- Accuracy class:
0,25 or 0,5
- Material: stainless steel
- Connection: G 1/2, G1



KOBOLD companies worldwide:

ARGENTINA, AUSTRIA, BELGIUM, BULGARIA, CANADA, CHILE, CHINA, COLUMBIA, CZECHIA, DOMINICAN REPUBLIC, EGYPT, FRANCE, GERMANY, GREAT BRITAIN, HUNGARY, INDIA, INDONESIA, ITALY, MALAYSIA, MEXICO, NETHERLANDS, PERU, POLAND, ROMANIA, SINGAPORE, SOUTH KOREA, SPAIN, SWITZERLAND, TAIWAN, THAILAND, TUNISIA, USA, VIETNAM

KOBOLD Messring GmbH
Nordring 22-24
D-65719 Hofheim/Ts.
Head Office:
+49(0)6192 299-0
+49(0)6192 23398
info.de@kobold.com
www.kobold.com

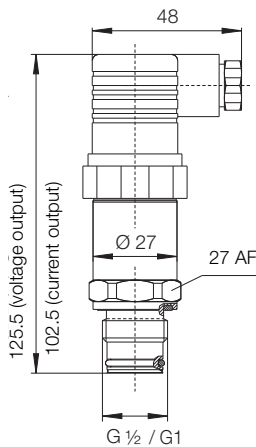
Description

The Heavy Duty Industrial pressure transducers are leaders among pressure transducers. The flush type diaphragm allows the use with aggressive, viscous or crystallizing process fluids. This type of sealing permits cleaning of the process connections without residues. Case and wetted parts are stainless steel. Therefore they are extremely resistant against aggressive media and fulfill the most demanding requirements.

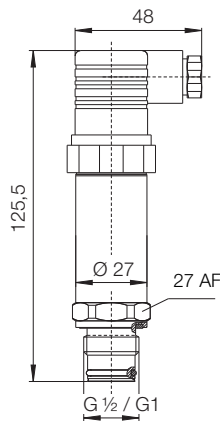
Two adjustment potentiometers for zero and span render possible the use in most difficult applications like measurement of the hydrostatic column.

Dimensions (in mm)

SEN-3251...



SEN-3252...



Applications

- Plant construction
- Apparatus engineering
- Process engineering
- Development and laboratory

Technical Data

Technology: flush diaphragm
 Pressure type: gauge pressure
 Housing: stainless steel 1.4301
 Connections: measuring span < 1.6 bar G 1 male
 measuring span > 2.5 bar G 1/2 male
 Wetted parts: stainless steel 1.4571, NBR
 Sensor: piezoresistive
 Max. temperature: storage: -40...+100°C
 medium: -30...+100°C
 ambient: -20...+80°C
 Pressure limitation: ≤ 16 bar: 3,5 x range
 > 16 bar: 2 x range, vacuum-tight
 Accuracy class: 0.25 or 0.5
 Repeatability: ≤ ± 0.05 % of full scale
 Stability per year: ≤ ± 0.2 % of full scale (at reference conditions)
 Electrical connection: connector according to DIN 43 650
 Auxiliary power: 10...30 V_{DC}
 (14...30 V_{DC} for output 0-10 V)
 Output: 4-20 mA (2-wire), 0-10 V_{DC}
 Load (Ω): ≤ (U_B-10 V)/0,02 A (for 4-20 mA)
 > 5 kΩ for 0-5 V
 > 10 kΩ for 0-10 V
 Response time: ≤ 1 ms (within 10-90 % of full scale)
 Variability: zero-point and span up to ± 10 %
 Compensated range: 0...+80°C
 Temperature influence: on zero-point and span
 ± 0.2 % / 10 K zero point for meas. range 0...0.1 and
 0...0.16 bar ± 0.4 % / 10K
 Protection: IP 65 (IP 67)

Accessory

Weld on Adapter for flush diaphragm transducer

Connection	Model
Weld on adapter G 1/2	MZB-ESAR15
Weld on adapter G 1	MZB-ESAR25
Screw in adapter G 1 male x G 1/2 female	MZB-ESAR25R15
Screw in adapter G 3/4 male x G 1/2 female	MZB-ESAR20R15
Screw in adapter DIN 11851 1,5" x G 1 female	MZB-ESAF40R25
Screw in adapter DIN 11851 2" x G 1 female	MZB-ESAF50R25

Order Details Sensor (Example: SEN-3251 C315)

Model	Output	Measuring range	Connection
SEN-3251... Accuracy class 0.50 %	without = 4-20 mA, 2-wire	C 406 = -0,1 ... 0 bar C 416 = -0,16 ... 0 bar C 426 = -0,25 ... 0 bar C 436 = -0,4 ... 0 bar C 305 = -0,6 ... 0 bar C 315 = -1 ... 0 bar C 515 = -1 ... +1,5 bar C 525 = -1 ... +3 bar C 535 = -1 ... +5 bar	without = plug Form A (DIN 43650) incl. junction box 3 = plug M12x1 (4-pin, IP67) 5 = 2 m cable, IP67
SEN-3252... Accuracy class 0.25 %	/1 = 0...5 V _{DC} /2 = 0...10 V _{DC}	B 146 = 0 ... 0,25 bar B 156 = 0 ... 0,4 bar B 015 = 0 ... 0,6 bar B 025 = 0 ... 1 bar B 035 = 0 ... 1,6 bar B 045 = 0 ... 2,5 bar B 055 = 0 ... 4 bar B 065 = 0 ... 6 bar B 075 = 0 ... 10 bar B 085 = 0 ... 16 bar B 095 = 0 ... 25 bar	